

## **\*\*Swimming Pool and Spa Working Plan Permit Application Requirements\*\***

**The following information is mandatory for permit approval.**

***This list applies to all pools that require a permit. Working plans shall be drawn to an indicated scale, on sheets of uniform size, and shall show all items from the following list that pertain to the design of the system. Please provide the following:***

- ☐ Provide a detailed site plan that includes the following items:
  - Setbacks for the zoning district in which the pool is located.
  - Pool location, with pool decking and walking surfaces included.
  - Pool pump, heater, electric panel, and other electrical outlet locations.
  - Show pool bonding layout for both in-ground, above-ground and concrete pools and the type of bonding method to be used.
  - Ladders, diving boards, etc.
- ☐ Type of pool to be constructed:
  - In-ground, above ground
  - Vinyl liner, fiberglass, concrete, metal sided, inflatable, etc.
  - If pool is to be made of concrete, shotcrete, etc., provide structural steel layout of the forming shell, as well as type and size of structural steel.
- ☐ Details of required barriers. Please note the gate swings, latch heights, etc.
- ☐ Manufacturer cut sheets for all equipment used. This includes cut sheets for the pool.
- ☐ Location of required door and window alarms that comply with UL 2017
- ☐ Signed Homeowner acknowledgement form

The working plan submittal shall include the manufacturer's installation instructions for any specially listed equipment, including descriptions, applications, and limitations for all equipment. Existing barriers that do not meet barrier requirements must be brought up to current code.

**\*\*Please submit this Checklist with your Permit Application. Failure to include all of the above information will result in delays in the review process.\*\***

## Swimming Pools, Hot Tubs, and Spas

2018 International Swimming Pool & Spa Code

### Frequently Asked Questions:

#### *Do I need a permit?*

Yes, if it is intended for swimming or recreational bathing and is capable of containing over 24 inches deep.

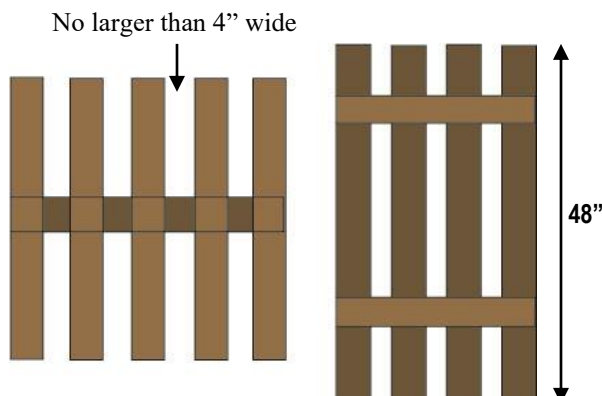
- Any ladders or steps must be foldable or lockable to prevent access when not in use.
- See Section AG105 for fence gate details.

#### *Do I need a barrier?*

(Section 305)

Yes - barriers such as fences and walls are required for pools capable of containing over 24 inches of water. The pool area must be completely contained within these barriers. The specific requirements are as follows:

- The top of the barrier must be at least **48"** tall on side facing away from pool. Above ground pools with minimum 48" tall sidewalls can serve as the barrier.
- Openings in the barrier cannot allow passage of a **4"** sphere.

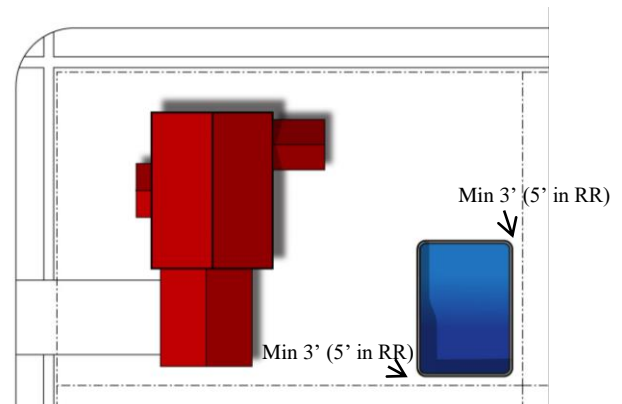


#### *Are there specific location requirements for my pool, hot tub, or spa?*

(Section 158.036(D) Code of Ordinances)

Yes - Pools, Hot Tubs, and Spas are referred to as Accessory Structures. This means they must meet the zoning requirements of the area where they will be located. Refer to diagrams on back for more information.

- Minimum distance to side or rear property line is **3 feet**.
- Verify overhead power lines.

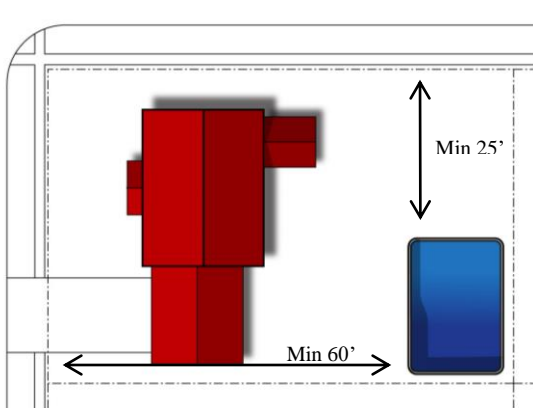


- Maximum lot coverage of all structures covering the lot is **30%**.

- Example:

Lot Size: 7500 sq. ft.  
House area: 1,400 sq. ft.  
→ 18.6% of lot is covered  
Pool area can be up to 850 sq. ft.

- Minimum distance from the front property line is **60 feet** and **25 feet** from the side property line if on a corner lot.



### *Is there anything else I should know?*

(2017 National Electric Code)

Yes – There are also special electrical requirements that are very important. Please consult a qualified electrician for the full wiring safety techniques.

Be sure to check with local ordinances for additional specific regulations. If you have any questions or doubts regarding electrical requirements please consult a qualified electrician or contact our office.

### *What is the next step?*

Complete and submit your permit application with site plan. The application is available on the City's website [www.ofallon.org](http://www.ofallon.org) or you may visit our office.

**PLEASE NOTE:** These guidelines are not a comprehensive presentation of all the ordinances involved in placing, erecting, or constructing a pool, hot tub, or spa.

If you have questions or concerns please contact the O'Fallon Community Development Department at (618) 624-4500 ext. 4

Example of an Approved Alarm\*



**\*This is ONLY AN EXAMPLE of an acceptable alarm. There are many other similar products available and the City of O'Fallon does not endorse this product, nor does it recommend one particular brand over another.**